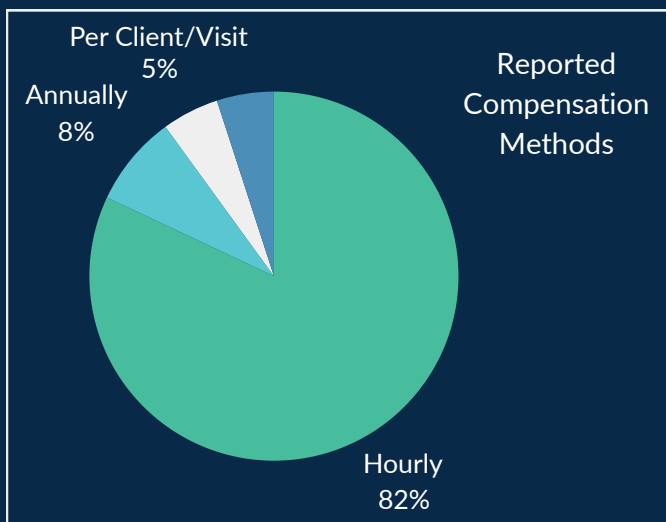
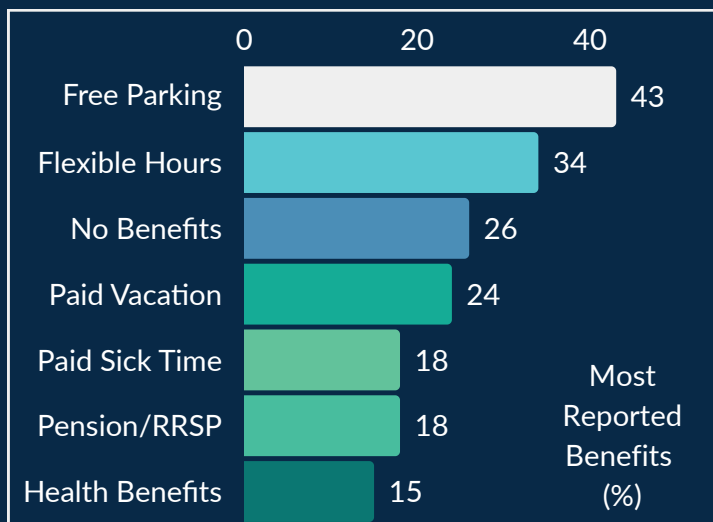


OPA COMPENSATION SURVEY 2022 - LONG-TERM CARE



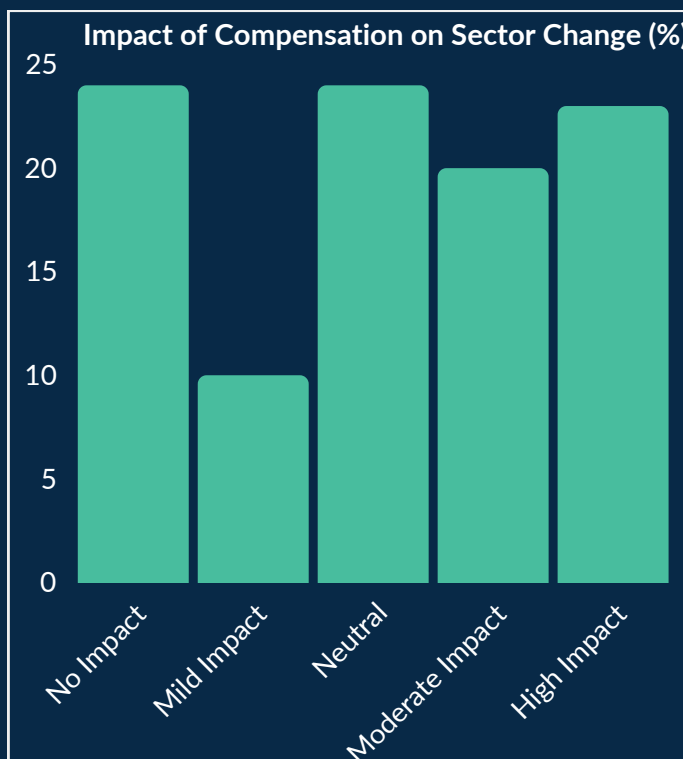
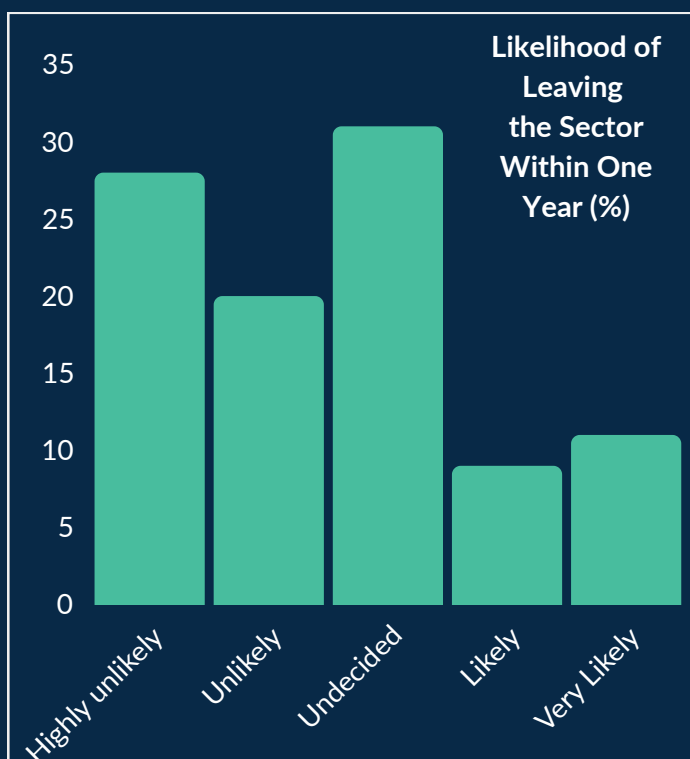
4% of respondents work in this sector



Below are the mean effective rates and the interquartile ranges (IQR) across all compensation types. 50% of reported rates fall between the 1st quartile (25th percentile) and the 3rd quartile (75th percentile).

Compensation Type	% of Respondents	Hours Per Week	1st Quartile	Mean	3rd Quartile
All Types	100%	28.18	\$41	\$47.80	\$50
Hourly Rate	82%	27.60	\$41	\$45.70	\$50
Annual Salary	8%	27.60	*	\$45.73	*
Per Visit	5%	*	*	*	*

*Sample size was too small to reliably report on compensation.



The numbers presented are reported survey results that do not account for all physiotherapists in this sector. These statistics are not intended to be used as fee or salary guidelines or recommendations.