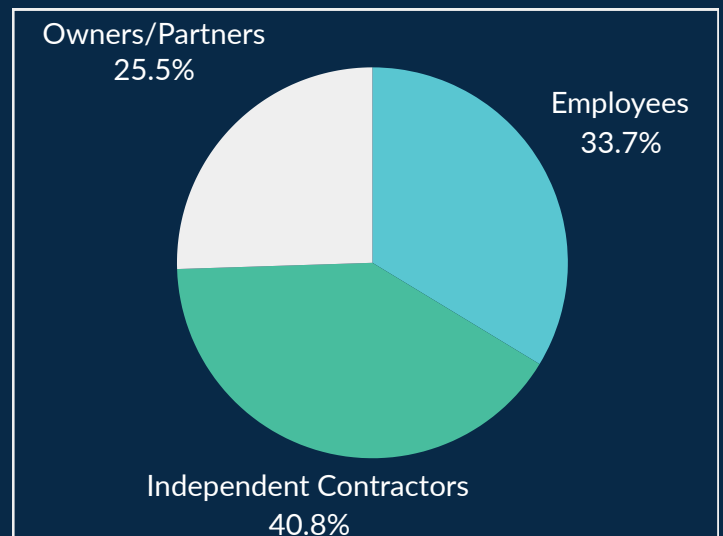
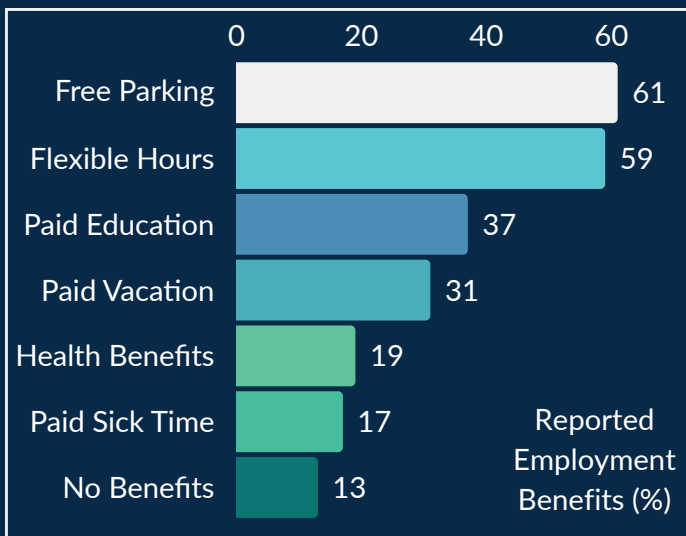




53% of respondents work in this sector

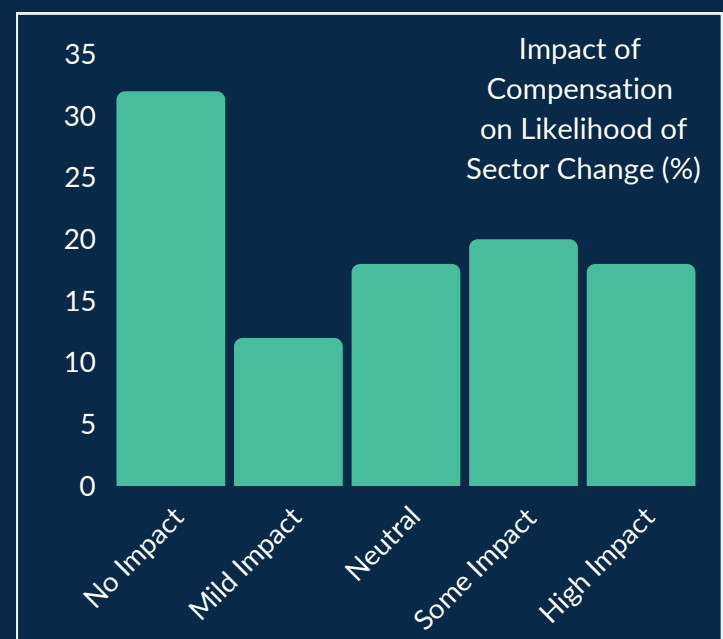
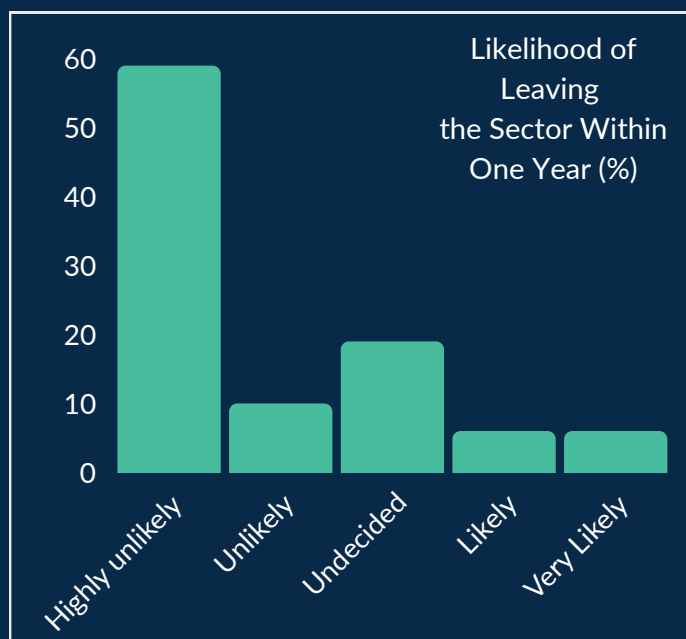


SALARY STATISTICS

Below are the mean effective rates and the interquartile ranges (IQR) for the three most commonly reported compensation methods in the private practice sector.

50% of reported rates fall **between** the 1st quartile (25th percentile) and 3rd quartile (75th percentile.)

Compensation Type	% Of Respondents	Hours Per Week	1st Quartile	Mean	3rd Quartile
All Types	100%	31.06	\$36	\$49	\$52
Hourly Rate	25%	31.46	\$40	\$46	\$48
Per Visit Fee	23%	27.73	\$46	\$54	\$85
% of Clinic Revenue	20%	31.88	42%	48%	54%



The numbers presented are reported survey results that do not account for all physiotherapists in this sector. These statistics are not intended to be used as fee or salary guidelines or recommendations.