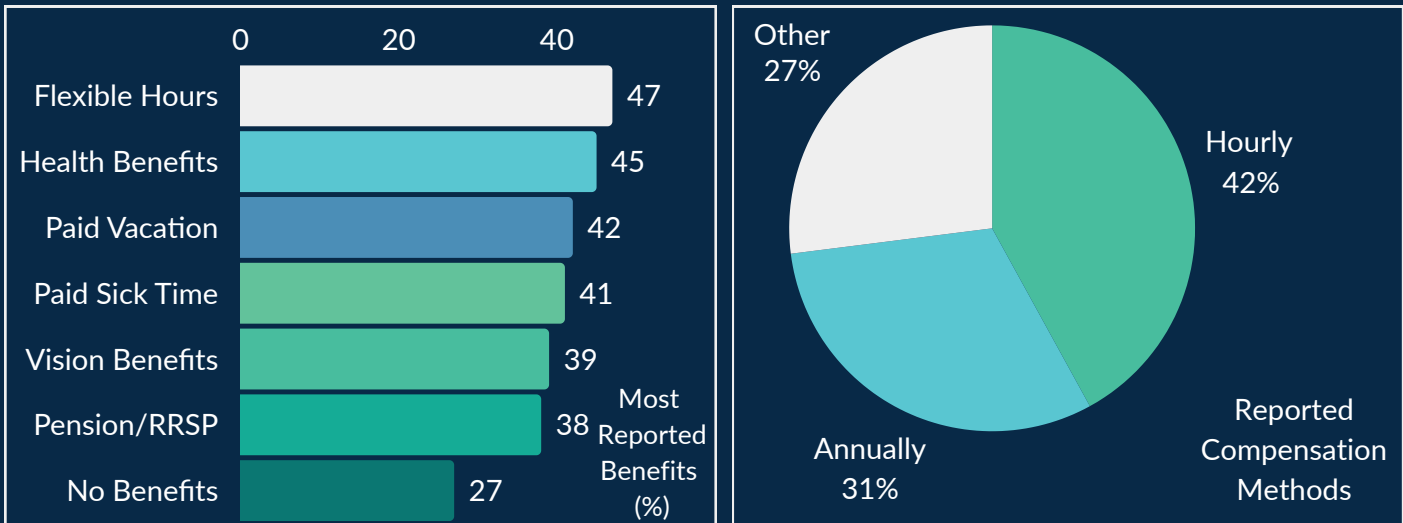




4% of respondents work in this sector



Below are the mean effective rates and the interquartile ranges (IQR) across all compensation types. 50% of reported rates fall between the 1st quartile (25th percentile) and the 3rd quartile (75th percentile).

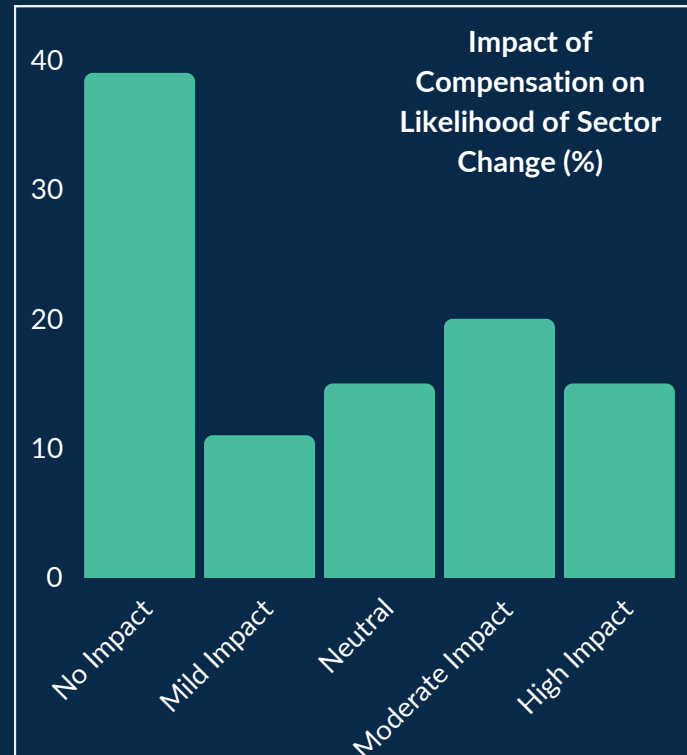
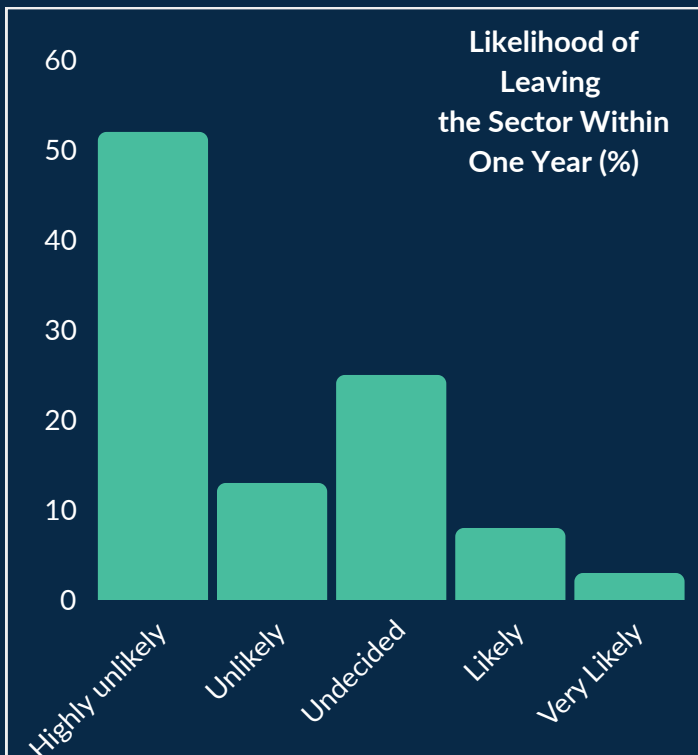
Compensation Type	% of Respondents	Hours Per Week	1st Quartile	Mean	3rd Quartile
All Types	100%	26.00	\$38	\$56.92	\$58
Hourly Rate	42%	26.00	\$45	\$64.35	\$74
Annual Salary	31%	27.60	60k	\$71.41	120k



of respondents work in a **tenured** role.



Tenured respondents reported an average annual salary of **\$152,318**, and worked an average of **47.6** hours per week.



The numbers presented are reported survey results that do not account for all physiotherapists in this sector. These statistics are not intended to be used as fee or salary guidelines or recommendations.